

W.E.F. 1 July 2017



www.washersking.com

w.w.w.copperwasher.net

E-Mail : chadhaauto1@rediffmail.com

E-Mail : paiwashers@gmail.com



PRAKSH AUTO INDUSTRIES

E-67, Flated Facoty Complex, Rani Jhansi Road, Jhandewalan, New Delhi

Ph. : (F) : 011-47035351, (S) : 011-23934410

Mobile : 9810032684, 9818236575

Mfrs. & Supp. of : All Kinds of Banjo Washer, Copper, Brass, Aluminium,
Fiber, Banjo Bolt and Spring Washer, Spilit Pin and Feed Pump Glassi

PRAKSH AUTO INDUSTRIES

WASHER SPECILIST SINCE 1985



PART NO.	SIZE	DESCRIPTION	RATE	PER
COPPER WASHER				
GS-CU-1001	0 NO. 2 MM	LEACKEGE WASHER THICK PLAIN	60.00	100 Pcs. Pkt.
GS-CU-1002	0 MM CUP TYPE	LEACKEGE WASHER THICK	44.00	100 Pcs. Pkt.
GS-CU-1003	0 MM CUP TYPE	LEACKEGE WASHER EXTRA THICK	62.00	100 Pcs. Pkt.
GS-CU-1004	0 MM CUP TYPE	LEACKEGE WASHER CUP TYPE H . D PLASTIC BOX	120.00	100 Pcs. Pkt.
GS-CU-1005	6X10X1 MM	AIRVENT SCREW WASHER	63.00	100 Pcs. Pkt.
GS-CU-1006	6X10X1.5 MM	AIRVENT SCREW WASHER	90.00	100 Pcs. Pkt.
GS-CU-1007	8X12X1 MM	OVER FLOW WASHER	84.00	100 Pcs. Pkt.
GS-CU-1008	8X12X1.5 MM	OVER FLOW WASHER THICK	105.00	100 Pcs. Pkt.
GS-CU-1009	8X14X1 MM	TAPPET WASHER	132.00	100 Pcs. Pkt.
GS-CU-1010	8X14X1.5 MM	TAPPET WASHER THICK	194.00	100 Pcs. Pkt.
GS-CU-1011	10X14X1 MM		88.00	100 Pcs. Pkt.
GS-CU-1012	10X14X1.5 MM	THICK	136.00	100 Pcs. Pkt.
GS-CU-1013	11X17X1.5 MM	BANJO WASHER BAJAJ TEMPO	231.00	100 Pcs. Pkt.
GS-CU-1014	12X16X1 MM	AIR BREATHER WASHER	116.00	100 Pcs. Pkt.
GS-CU-1015	12X16X1.5 MM	AIR BREATHER WASHER THICK	164.00	100 Pcs. Pkt.
GS-CU-1016	12X18X1.5MM	THICK	244.00	100 Pcs. Pkt.
GS-CU-1017	12X18X2 MM	BANJO WASHER SILVER POLISH	451.00	100 Pcs. Pkt.
GS-CU-1018	13X18X1.5 MM	THICK	244.00	100 Pcs. Pkt.
GS-CU-1019	14X18X1.2 MM	BANJO WASHER MICO TYPE	164.00	100 Pcs. Pkt.
GS-CU-1020	14X18X1.5 MM	BANJO WASHER MICO TYPE	185.00	100 Pcs. Pkt.
GS-CU-1021	14X20X1.5 MM	NOZZLE WASHER PERKING	284.00	100 Pcs. Pkt.
GS-CU-1022	14X20X2 MM	NOZZLE WASHER SUMO	420.00	100 Pcs. Pkt.
GS-CU-1023	16X20X1 MM	HAND PRIMER WASHER	130.00	100 Pcs. Pkt.
GS-CU-1024	16X20X1.5 MM	HAND PRIMER WASHER	194.00	100 Pcs. Pkt.
GS-CU-1025	16X22X1.5 MM	THICK	325.00	100 Pcs. Pkt.
GS-CU-1026	17X22X1.5 MM	BANJO WASHER	320.00	100 Pcs. Pkt.
GS-CU-1027	17X23X1.5 MM	NOZZLE WAHSER	350.00	100 Pcs. Pkt.
GS-CU-1028	17X24X1.5 MM	NOZZER WAHSER INTER OLD MODEL	400.00	100 Pcs. Pkt.
GS-CU-1029	18X22X1.5 MM	BANJO WASHER	285.00	100 Pcs. Pkt.
GS-CU-1030	18X24X1.5 MM		360.00	100 Pcs. Pkt.
GS-CU-1031	20X24X1.5 MM	AUTO CUP WASHER ZETTER	310.00	100 Pcs. Pkt.
GS-CU-1032	20X26X1.5 MM		380.00	100 Pcs. Pkt.
GS-CU-1033	21X26X1.5 MM		367.00	100 Pcs. Pkt.
GS-CU-1034	22X26X1.5 MM	CAP WASHER PERKING	326.00	100 Pcs. Pkt.
GS-CU-1035	24X30X1.5 MM		536.00	100 Pcs. Pkt.
GS-CU-1036	26X29X1 MM	FEED PUMP PLUG WASHER	190.00	100 Pcs. Pkt.
GS-CU-1037	14X28X1 MM	HYDRAULIC WASHER (FORD) MED.	505.00	100 Pcs. Pkt.
GS-CU-1038	17X28X1 MM	HYDRAULIC WASHER (MASSY) MED.	480.00	100 Pcs. Pkt.
GS-CU-1039	18X28X1 MM	HYDRAULIC WASHER (ZETOR) MED.	460.00	100 Pcs. Pkt.
GS-CU-1040	21X28X1 MM	HYDRAULIC WASHER (INTER) MED.	326.00	100 Pcs. Pkt.
GS-CU-1041	14X28X1.5 MM	HYDRAULIC WASHER (FORD) THICK	840.00	100 Pcs. Pkt.
GS-CU-1042	17X28X1.5 MM	HYDRAULIC WASHER (MASSY) THICK	695.00	100 Pcs. Pkt.
GS-CU-1043	18X28X1.5 MM	HYDRAULIC WASHER (ZETOR) THICK	660.00	100 Pcs. Pkt.
GS-CU-1044	21X28X1.5 MM	HYDRAULIC WASHER (INTER) THICK	475.00	100 Pcs. Pkt.



PRAKSH AUTO INDUSTRIES

WASHER SPECILIST SINCE 1985

PART NO.	SIZE	DESCRIPTION	RATE	PER
BSP SIZES COPPER WASHERS				
GS-CU-1200	10X14X1.5 MM	1/8" INCHES	146.00	100 Pcs. Pkt.
GS-CU-1201	13X18X1.5 MM	1/4" INCHES	270.00	100 Pcs. Pkt.
GS-CU-1202	17X22X1.5 MM	3/8" INCHES	320.00	100 Pcs. Pkt.
GS-CU-1203	21X28X1.5 MM	1/2" INCHES	535.00	100 Pcs. Pkt.
GS-CU-1204	27X32X1.5 MM	3/4" INCHES	566.00	100 Pcs. Pkt.
GS-CU-1205	27X32X2 MM	3/4" INCHES	660.00	105 Pcs. Pkt.
GS-CU-1206	33X40X1.5 MM	1" INCHES	920.00	100 Pcs. Pkt.
GS-CU-1207	33X40X2 MM	1" INCHES	555.00	100 Pcs. Pkt.
GS-CU-1208	42X48X1.5 MM	1.1/4" INCHES	1090.00	100 Pcs. Pkt.
GS-CU-1209	42X48X2 MM	1.1/4" INCHES	1460.00	100 Pcs. Pkt.
GS-CU-1210	48X56X1.5 MM	1.1/2" INCHES	1610.00	100 Pcs. Pkt.
GS-CU-1211	48X56X2 MM	1.1/2" INCHES	2165.00	100 Pcs. Pkt.
GS-CU-1212	60X68X1.5 MM	2" INCHES	2115.00	100 Pcs. Pkt.
GS-CU-1213	60X68X2 MM	2" INCHES	2840.00	100 Pcs. Pkt.
COPPER RING ASBESTOS				
GS-CR-1214	M-6		115.00	100 Pcs. Pkt.
GS-CR-1215	M-8		126.00	100 Pcs. Pkt.
GS-CR-1216	M-10		147.00	100 Pcs. Pkt.
GS-CR-1217	M-12		168.00	100 Pcs. Pkt.
GS-CR-1218	M-14		230.00	100 Pcs. Pkt.
GS-CR-1219	M-16		315.00	100 Pcs. Pkt.
GS-CR-1220	M-18		357.00	100 Pcs. Pkt.
GS-CR-1221	M-20		440.00	100 Pcs. Pkt.
GS-CR-1222	M-22		462.00	100 Pcs. Pkt.
GS-CR-1223	M-24		630.00	100 Pcs. Pkt.
GS-CR-1224	M-26		630.00	100 Pcs. Pkt.
GS-CR-1225	M-30		715.00	100 Pcs. Pkt.
GS-CR-1226		CHAMBER NUT WASHER ITC	357.00	100 Pcs. Pkt.
GS-CR-1227		CHAMBER NUT WASHER ITC (D.I)	357.00	100 Pcs. Pkt.

PRAKSH AUTO INDUSTRIES

WASHER SPECILIST SINCE 1985



PART NO.	SIZE	DESCRIPTION	RATE	PER
NOZZLE WASHER COPPER				
GS-NW-1250	14X20X1.5 MM	PERKING	284.00	100 Pcs. Pkt.
GS-NW-1251	14X20X2 MM	SUMO	420.00	100 Pcs. Pkt.
GS-NW-1252	15.5X21.5X2 MM	PERKING MICO TYPE	400.00	100 Pcs. Pkt.
GS-NW-1253	10X19X1 MM	TATA DI	256.00	100 Pcs. Pkt.
GS-NW-1254	10X16X1 MM	TAMPOO	138.00	100 Pcs. Pkt.
GS-NW-1255	10X16X1.5 MM	TAMPOO THICK	244.00	100 Pcs. Pkt.
GS-NW-1256	10X18.5X1.5 MM	FORD (M)	325.00	100 Pcs. Pkt.
GS-NW-1257	9.8X19X2 MM	INTER DI (MAHINDRA DI)	508.00	100 Pcs. Pkt.
GS-NW-1258	10X23X0.7 MM	LAYLAND THICK	241.00	100 Pcs. Pkt.
GS-NW-1259	10X23X0.9 MM	LAYLAND EXTRA THICK	283.00	100 Pcs. Pkt.
GS-NW-1260	17X24X1.5 MM	INTER B-275	400.00	100 Pcs. Pkt.
GS-NW-1261	9.8X23X0.9 MM	LAYLAND HINO (CUP TYPE)	410.00	100 Pcs. Pkt.
GS-NW-1262	7X15X1.5 MM	CUT WASHER CRDI BIG	315.00	100 Pcs. Pkt.
GS-NW-1263	7X15X2 MM	CUT WASHER CRDI BIG	420.00	100 Pcs. Pkt.
GS-NW-1264	7X15X2.5 MM	CUT WASHER CRDI BIG	525.00	100 Pcs. Pkt.
GS-NW-1265	7X15X3 MM	CUT WASHER CRDI BIG	630.00	100 Pcs. Pkt.
GS-NW-1266	7X13X1.5 MM	CUT WASHER CRDI SMALL	315.00	100 Pcs. Pkt.
GS-NW-1267	7X13X2 MM	CUT WASHER CRDI SMALL	420.00	100 Pcs. Pkt.
GS-NW-1268	7X13X2.5 MM	CUT WASHER CRDI SMALL	525.00	100 Pcs. Pkt.
GS-NW-1269	7X13X3 MM	CUT WASHER CRDI SMALL	630.00	100 Pcs. Pkt.
GS-NW-1270	7X18X2 MM	H/W (P-TYPE) SL 90	546.00	100 Pcs. Pkt.
GS-NW-1271	7X18X3 MM	H/W (P-TYPE) SL 90	884.00	100 Pcs. Pkt.
GS-NW-1272	7X18X4 MM	H/W (P-TYPE) SL 90	1092.00	100 Pcs. Pkt.
GS-NW-1273	7.6X14.5X1 MM	EURO II LAYLAND	136.00	100 Pcs. Pkt.
GS-NW-1274	7.6X14.5X1.5 MM	EURO TC OLD MODEL	200.00	100 Pcs. Pkt.
GS-NW-1275	7.6X14.5X2 MM	EURO TC NEW MODEL	304.00	100 Pcs. Pkt.
GS-NW-1276	7.6X14.5X2.5 MM	EURO TC	409.00	100 Pcs. Pkt.
GS-NW-1277	7.6X14.5X3 MM	EURO TC	473.00	100 Pcs. Pkt.
GS-NW-1278	9.8X19X2.5 MM	INTER DI	630.00	100 Pcs. Pkt.
GS-NW-1279	9.8X19X3 MM	INTER DI	735.00	100 Pcs. Pkt.
GS-NW-1280	7.6X14X3.5 MM	TAPPER WASHER CANTER	546.00	100 Pcs. Pkt.
GS-NW-1281	7.6X14X3.5 MM	BRASS MAZDA SWARAJ WASHER	630.00	100 Pcs. Pkt.
GS-NW-1282		SHAKTIMAN CUT TYPE (ABJASTO)	250.00	100 Pcs. Pkt.
GS-NW-1283	12.5X23X1 MM	ALLWYN NISHAN (2 HOLE WASHER)	409.00	100 Pcs. Pkt.
GS-NW-1284	12.3X19X1 MM	ISUZU	283.00	100 Pcs. Pkt.
GS-NW-1285	12.5X23X1 MM	ALUMINIUM	105.00	100 Pcs. Pkt.
GS-NW-1286	12.3X19X1 MM	ALUMINIUM	73.00	100 Pcs. Pkt.
GS-NW-1287	17X20.8X1 MM	INDICA	190.00	100 Pcs. Pkt.
GS-NW-1288	6X11X1 MM	DOUBLE OVER FLOW WASHER TC 'U' TYPE	265.00	100 Pcs. Pkt.
GS-NW-1289	8X12.5X1 MM	OVER FLOW WASHER TATA 'U' TYPE	285.00	100 Pcs. Pkt.
GS-NW-1290	8X12X1 MM	BIG OVER FLOW WASHER INOVA 'U' TYPE	800.00	100 Pcs. Pkt.
GS-NW-1291		NOZZLE WASHER INOVA	1100.00	100 Pcs. Pkt.



PRAKSH AUTO INDUSTRIES

WASHER SPECILIST SINCE 1985

PART NO.	SIZE	DESCRIPTION	RATE	PER
ASSORTMENT BOX				
GS-AB-1450	150 PCS	COPPER WASHER ASSORTMENT BOX	550.00	Per Box
GS-AB-1451	240 PCS	COPPER WASHER ASSORTMENT BOX	770.00	Per Box
GS-AB-1452	530 PCS	COPPER WASHER ASSORTMENT BOX	1650.00	Per Box
GS-AB-1453	295 PCS	ALUMINIUM WASHER ASSORTMENT BOX	330.00	Per Box
GS-AB-1454	150 PCS	FIBER WASHER ASSORTMENT BOX	150.00	Per Box
GS-AB-1455		COTTER PIN ASSORTMENT BOX		
ALUMINIUM WASHER				
GS-AL-1501	6X10X1.5 MM		17.00	100 Pcs. Pkt.
GS-AL-1502	8X12X1.5 MM		20.00	100 Pcs. Pkt.
GS-AL-1503	8X14X1.5 MM		30.00	100 Pcs. Pkt.
GS-AL-1504	10X14X1.5 MM		24.00	100 Pcs. Pkt.
GS-AL-1505	12X16X1.5 MM		27.00	100 Pcs. Pkt.
GS-AL-1506	12X18X1.5 MM		40.00	100 Pcs. Pkt.
GS-AL-1507	12X20X1.5 MM		53.00	100 Pcs. Pkt.
GS-AL-1508	12X22X1.5 MM		73.50	100 Pcs. Pkt.
GS-AL-1509	13X18X1.5 MM		40.00	100 Pcs. Pkt.
GS-AL-1510	14X19X1.5 MM		40.00	100 Pcs. Pkt.
GS-AL-1511	14X20X1.5 MM		43.00	100 Pcs. Pkt.
GS-AL-1512	14X20X2 MM		59.00	100 Pcs. Pkt.
GS-AL-1513	16X22X1.5 MM		50.00	100 Pcs. Pkt.
GS-AL-1514	17X24X1.5 MM		55.50	100 Pcs. Pkt.
GS-AL-1515	17X24X2 MM		80.00	100 Pcs. Pkt.
GS-AL-1516	18X24X1.5 MM		52.00	100 Pcs. Pkt.
GS-AL-1517	19X26X1.5 MM		67.00	100 Pcs. Pkt.
GS-AL-1518	20X26X1.5 MM		66.00	100 Pcs. Pkt.
GS-AL-1519	22X27X1.5 MM		52.00	100 Pcs. Pkt.
GS-AL-1520	21X26X1.5 MM		59.00	100 Pcs. Pkt.
GS-AL-1521	22X30X1.5 MM	CHAMBER NUT WASHER B	75.00	72 Pcs. Pkt.
GS-AL-1522	24X31X1.5 MM	CHAMBER NUT WASHER TATA	75.00	72 Pcs. Pkt.
GS-AL-1523	26X33X1.5 MM	CHAMBER NUT WASHER MASSY	76.00	72 Pcs. Pkt.
GS-AL-1524	30X36X1.5 MM		96.00	72 Pcs. Pkt.
GS-AL-1525	30X38X1.5 MM		100.00	72 Pcs. Pkt.
GS-AL-1526	33X40X1.5 MM	CHAMBER NUT WASHER LAYLAND	84.00	72 Pcs. Pkt.
GS-AL-1527	33X42X1.5 MM	CHAMBER NUT WASHER FULL SIZE	126.00	72 Pcs. Pkt.
GS-AL-1528	35X42X1.5 MM	DIESEL TANK JALI WASHER TATA-1210	96.50	72 Pcs. Pkt.
GS-AL-1529	38X45X1.5 MM	DIESEL TANK JALI WASHER SE	101.00	72 Pcs. Pkt.
GS-AL-1530	52X58X1.2 MM	CLUTCH HUB WASHER	21.00	12 Pcs. Pkt.
GS-AL-1531	53X64X1.2 MM	DIESEL TANK LAYLAND JALLI WASHER	30.00	12 Pcs. Pkt.
GS-AL-1532	14X28X1.2 MM	HYDRAULIC WASHER (FORD)	92.00	100 Pcs. Pkt.
GS-AL-1533	17X28X1.2 MM	HYDRAULIC WASHER (MASY)	79.00	100 Pcs. Pkt.
GS-AL-1534	18X28X1.2 MM	HYDRAULIC WASHER (ZETOR)	72.00	100 Pcs. Pkt.
GS-AL-1535	21X28X1.2 MM	HYDRAULIC WASHER (INTER)	62.00	100 Pcs. Pkt.

PRAKSH AUTO INDUSTRIES

WASHER SPECILIST SINCE 1985



PART NO.	SIZE	DESCRIPTION	RATE	PER
DOWTY WASHER				
GS-DW-1701	M-6	DOWTY WASHER	525.00	100 Pcs. Pkt.
GS-DW-1702	M-8	DOWTY WASHER	525.00	100 Pcs. Pkt.
GS-DW-1703	M-10	DOWTY WASHER	525.00	100 Pcs. Pkt.
GS-DW-1704	M-12	DOWTY WASHER	525.00	100 Pcs. Pkt.
GS-DW-1705	M-13	DOWTY WASHER	525.00	100 Pcs. Pkt.
GS-DW-1706	M-14	DOWTY WASHER	525.00	100 Pcs. Pkt.
GS-DW-1707	M-16	DOWTY WASHER	525.00	100 Pcs. Pkt.
GS-DW-1708	M-17	DOWTY WASHER	525.00	100 Pcs. Pkt.
GS-DW-1709	M-18	DOWTY WASHER	525.00	100 Pcs. Pkt.
GS-DW-1710	M-20	DOWTY WASHER	790.00	100 Pcs. Pkt.
GS-DW-1711	M-21	DOWTY WASHER	580.00	100 Pcs. Pkt.
GS-DW-1712	M-22	DOWTY WASHER	790.00	100 Pcs. Pkt.
GS-DW-1713	M-24	DOWTY WASHER	1160.00	100 Pcs. Pkt.
GS-DW-1714	M-26	DOWTY WASHER	1160.00	100 Pcs. Pkt.
GS-DW-1715	M-28	DOWTY WASHER	1390.00	100 Pcs. Pkt.
GS-DW-1716	M-30	DOWTY WASHER	1580.00	100 Pcs. Pkt.
GS-DW-1717	M-32	DOWTY WASHER	1850.00	100 Pcs. Pkt.
GS-DW-1718	M-33	DOWTY WASHER	1890.00	100 Pcs. Pkt.
GS-DW-1719	M-40	DOWTY WASHER	2310.00	100 Pcs. Pkt.
GS-DW-1720	M-42	DOWTY WASHER	2780.00	100 Pcs. Pkt.
GS-DW-1721	M-50	DOWTY WASHER	3150.00	100 Pcs. Pkt.
SPRING WASHER (STAR)				
ST-SW-1801	M-6		21.00	100 Pcs. Pkt.
ST-SW-1802	M-8	HEAVY BLACK	35.50	100 Pcs. Pkt.
ST-SW-1803	M-9	(3/8")	44.00	100 Pcs. Pkt.
ST-SW-1804	M-10	HEAVY BLACK	49.50	100 Pcs. Pkt.
ST-SW-1805	M-11	(7/16")	54.50	100 Pcs. Pkt.
ST-SW-1806	M-12	HEAVY BLACK	59.00	100 Pcs. Pkt.
ST-SW-1807	M-12.5	1/2"	82.00	100 Pcs. Pkt.
ST-SW-1808	M-14	HEAVY BLACK	65.00	100 Pcs. Pkt.
ST-SW-1809	M-16	HEAVY BLACK	65.00	100 Pcs. Pkt.
ST-SW-1810	M-18	HEAVY BLACK	160.00	100 Pcs. Pkt.
ST-SW-1811		ENGINE WASHER KIT TATA WITH PLASTIC BOX	44.00	100 Pcs. Pkt.
ST-SW-1812		ENGINE WASHER KIT LAYLAND WITH PLASTIC BOX	50.50	100 Pcs. Pkt.



PRAKSH AUTO INDUSTRIES

WASHER SPECILIST SINCE 1985

PART NO.	SIZE	DESCRIPTION	RATE	PER
SPRING WASHER (GOLD STAR)				
GS-SW-1813	M-8	EXTRA HEAVY YELLOW	42.00	100 Pcs. Pkt.
GS-SW-1814	M-10	EXTRA HEAVY YELLOW	67.50	100 Pcs. Pkt.
GS-SW-1815	M-12	EXTRA HEAVY YELLOW	82.00	100 Pcs. Pkt.
GS-SW-1816	M-14	EXTRA HEAVY YELLOW	110.00	100 Pcs. Pkt.
GS-SW-1817	M-16	EXTRA HEAVY YELLOW	147.00	100 Pcs. Pkt.
GS-SW-1818	M-18	EXTRA HEAVY YELLOW	168.00	100 Pcs. Pkt.
SPILIT PIN (STAR)				
ST-SP-1850	1/16X3/4"		12.50	100 Pcs. Pkt.
ST-SP-1851	1/16X1"		14.50	100 Pcs. Pkt.
ST-SP-1852	1/16X1 1/4"		20.00	100 Pcs. Pkt.
ST-SP-1853	1/16X1 1/2"		23.00	100 Pcs. Pkt.
ST-SP-1854	3/32X3/4"		17.00	100 Pcs. Pkt.
ST-SP-1855	3/32X1"		19.00	100 Pcs. Pkt.
ST-SP-1856	3/32X1 1/4"		21.00	100 Pcs. Pkt.
ST-SP-1857	3/32X1 1/2"		26.50	100 Pcs. Pkt.
ST-SP-1858	1/8X1"		25.50	100 Pcs. Pkt.
ST-SP-1859	1/8X1 1/4"		30.50	100 Pcs. Pkt.
ST-SP-1860	1/8X1 1/2"		32.00	100 Pcs. Pkt.
ST-SP-1861	1/8X2"		43.00	100 Pcs. Pkt.
ST-SP-1862	1/8X2 1/2"		59.50	100 Pcs. Pkt.
ST-SP-1863	1/8X3"		73.00	100 Pcs. Pkt.
ST-SP-1864	5/32X1 1/2"		43.00	100 Pcs. Pkt.
ST-SP-1865	5/32X2"		58.50	100 Pcs. Pkt.
ST-SP-1866	5/32X2 1/2"		81.50	100 Pcs. Pkt.
ST-SP-1867	5/32X3"		91.50	100 Pcs. Pkt.
ST-SP-1868	3/16X1 1/2"		82.50	100 Pcs. Pkt.
ST-SP-1869	3/16X2"		103.00	100 Pcs. Pkt.
ST-SP-1870	3/16X2 1/2"		121.00	100 Pcs. Pkt.
ST-SP-1871	3/16X3"		150.00	100 Pcs. Pkt.
ST-SP-1872	3/16X4"		194.00	100 Pcs. Pkt.
ST-SP-1873	7/32X2 1/2"		137.00	100 Pcs. Pkt.
ST-SP-1874	7/32X3"		170.00	100 Pcs. Pkt.
ST-SP-1875	7/32X4"		231.00	100 Pcs. Pkt.
ST-SP-1876	1/4X2"		136.50	100 Pcs. Pkt.
ST-SP-1877	1/4X2 1/2"		165.00	100 Pcs. Pkt.
ST-SP-1878	1/4X3"		198.00	100 Pcs. Pkt.
ST-SP-1879	1/4X4"		275.00	100 Pcs. Pkt.

PRAKSH AUTO INDUSTRIES

WASHER SPECILIST SINCE 1985



PART NO.	SIZE	DESCRIPTION	RATE	PER
SPLIT PIN (GOLD STAR)				
GS-SP-1901	1/8X1½"		43.00	100 Pcs. Pkt.
GS-SP-1902	1/8X2"		58.00	100 Pcs. Pkt.
GS-SP-1903	5/32X1½"		60.00	100 Pcs. Pkt.
GS-SP-1904	5/32X2"		90.00	100 Pcs. Pkt.
GS-SP-1905	3/16X2"		120.00	100 Pcs. Pkt.
GS-SP-1906	3/16X2½"		140.00	100 Pcs. Pkt.
GS-SP-1907	3/16X3"		175.00	100 Pcs. Pkt.
GS-SP-1908	3/16X4"		135.00	100 Pcs. Pkt.
GS-SP-1909	7/32X2½"		170.00	100 Pcs. Pkt.
GS-SP-1910	7/32X3"		200.00	100 Pcs. Pkt.
GS-SP-1911	7/32X4"		275.00	100 Pcs. Pkt.
GS-SP-1912	1/4X2½"		250.00	100 Pcs. Pkt.
GS-SP-1913	1/4X3"		300.00	100 Pcs. Pkt.
GS-SP-1914	1/4X4"		415.00	100 Pcs. Pkt.
R. PIN				
GD-SP-1915		R. PIN 1 NO. 1.62/30 (100 PCS PKG.)	60.00	100 Pcs. Pkt.
GD-SP-1916		R. PIN 2 NO. 15X40 (100 PCS PKG.)	120.00	100 Pcs. Pkt.
GD-SP-1917		R. PIN 3 NO. 2.6X50 (100 PCS. PKG.)	180.00	100 Pcs. Pkt.
GD-SP-1918		R. PIN 4 NO. (100 PCS PKG.)	270.00	100 Pcs. Pkt.
GD-SP-1919		R. PIN 5 NO. (100 PCS PKG.)	350.00	100 Pcs. Pkt.
GD-SP-1920		R. PIN 6 NO.	10.00	Per Pc.
FIBRE WASHER				
GS-FW-1950	M-6 X 1 MM		12.00	100 Pcs. Pkt.
GS-FW-1951	M-8 X 1 MM		12.00	100 Pcs. Pkt.
GS-FW-1952	M-10 X 1 MM		12.00	100 Pcs. Pkt.
GS-FW-1953	M-12 X 1 MM		14.00	100 Pcs. Pkt.
GS-FW-1954	M-14 X 1 MM		16.00	100 Pcs. Pkt.
GS-FW-1955	M-16 X 1 MM		30.00	100 Pcs. Pkt.
GS-FW-1956	M-18 X 1 MM		32.00	100 Pcs. Pkt.
GS-FW-1957	M-20 X 1 MM		42.00	100 Pcs. Pkt.
GS-FW-1958	M-22 X 1 MM		46.00	100 Pcs. Pkt.
PLAIN WASHER CHROME PLATED				
GS-PW-1981	6X16X1.5" MM	(72 PCS. PACK)	48.00	72 Pcs. Pkt.
GS-PW-1982	6X18X2" MM	(72 PCS. PACK)	77.00	72 Pcs. Pkt.
GS-PW-1983	8X18X1.5" MM	(72 PCS. PACK)	53.00	72 Pcs. Pkt.
GS-PW-1984	8X20X2" MM	(72 PCS. PACK)	88.00	72 Pcs. Pkt.
GS-PW-1985	10X20X1.5" MM	(72 PCS. PACK)	55.00	72 Pcs. Pkt.
GS-PW-1986	10X22X2" MM	(72 PCS. PACK)	99.00	72 Pcs. Pkt.
GS-PW-1987	12X24X2" MM	(72 PCS. PACK)	108.00	72 Pcs. Pkt.



PRAKSH AUTO INDUSTRIES

WASHER SPECILIST SINCE 1985

PART NO.	SIZE	DESCRIPTION	RATE	PER
BANJO BOLT IST				
GS-BB-2001	M-6	BANJO BOLT	70.00	Doz.
GS-BB-2002	M-8	BANJO BOLT	70.00	Doz.
GS-BB-2003	M-10	BANJO BOLT	88.00	Doz.
GS-BB-2004	M-12	BANJO BOLT	120.00	Doz.
GS-BB-2005	M-14	BANJO BOLT	132.00	Doz.
GS-BB-2006	M-14 LONG	BANJO BOLT	180.00	Doz.
GS-BB-2007	M-14 SUPER	BANJO BOLT	162.00	Doz.
GS-BB-2008	M-16X30	BANJO BOLT	305.00	Doz.
GS-BB-2009	M-16X35	BANJO BOLT	355.00	Doz.
GS-BB-2010	M-16X50	BANJO BOLT	480.00	Doz.
GS-BB-2011	M-18X30	BANJO BOLT	305.00	Doz.
GS-BB-2012	M-18X35	BANJO BOLT	355.00	Doz.
GS-BB-2013	M-18X50	BANJO BOLT	505.00	Doz.
GS-BB-2014	M-12	6 MM HOLE	153.00	Doz.
GS-BB-2015	M-12	8 MM HOLE	153.00	Doz.
GS-BB-2016	M-14	6 MM HOLE	153.00	Doz.
GS-BB-2017	M-14	8 MM HOLE	153.00	Doz.
GS-BB-2018	M-12	6 MM BOLT COMPLETE	178.00	Doz.
GS-BB-2019	M-12	8 MM BOLT COMPLETE	178.00	Doz.
GS-BB-2020	M-14	6 MM BOLT COMPLETE	178.00	Doz.
GS-BB-2021	M-14	8 MM BOLT COMPLETE	178.00	Doz.
BANJO TEE & BANJO PIPE				
GS-BB-2022	M-6	BANJO TEE	155.00	Doz.
GS-BB-2023	M-8	BANJO TEE	155.00	Doz.
GS-BB-2024	M-10	BANJO TEE	182.00	Doz.
GS-BB-2025	M-12	BANJO TEE	190.00	Doz.
GS-BB-2026	M-14	BANJO TEE	195.00	Doz.
GS-BB-2027	M-16	BANJO TEE	378.00	Doz.
GS-BB-2028	M-18	BANJO TEE	378.00	Doz.
GS-BB-2029	M-6	BANJO PIPE	196.00	Doz.
GS-BB-2030	M-8	BANJO PIPE	196.00	Doz.
GS-BB-2031	M-10	BANJO PIPE	210.00	Doz.
GS-BB-2032	M-12	BANJO PIPE	225.00	Doz.
GS-BB-2033	M-14	BANJO PIPE 5/16 PLAIN	236.00	Doz.
GS-BB-2034	M-14	BANJO PIPE 5/16 GROVED	260.00	Doz.
GS-BB-2035	M-14	BANJO PIPE 3/8 PLAIN	236.00	Doz.
GS-BB-2036	M-14	BANJO PIPE 3/8 GROVED	260.00	Doz.
GS-BB-2037	M-16	BANJO PIPE	380.00	Doz.
GS-BB-2038	M-18	BANJO PIPE	380.00	Doz.

PRAKSH AUTO INDUSTRIES

WASHER SPECILIST SINCE 1985



PART NO.	DESCRIPTION	RATE	PER
BATTERY TERMINAL			
GS-BT-2080	250 GRM		
GS-BT-2081	500 GRM		
GS-BT-2082	750 GRM		
GS-BT-2083	800 GRM		
GS-BT-2084	900 GRM		
GREASE GUN ITEM			
GS-GG-3001	GREASE GUN HALF KG.		
GS-GG-3002	GREASE GUN ONE KG.		
GS-GG-3003	GREASE GUN L-TYPE		
GS-GG-3004	GREASE GUN NOZZLE EXTRA LONG STREIGHT	132.00	Doz
GS-GG-3005	GREASE GUN NOZZLE EXTRA LONG BEND	150.00	Doz
GS-GG-3006	GREASE GUN PIPE LIGHT	110.00	Doz
GS-GG-3007	GREASE GUN PIPE HEAVY	140.00	Doz
GS-GG-3008	GREASE GUN PIPE WITH NUT	146.00	Doz
GS-GG-3009	GREASE GUN ADOPTER 17 NO. 3 WAY	38.00	Per Pc.
GS-GG-3010	GREASE GUN ADOPTER 17 NO. 4 WAY	38.00	Per Pc.
GS-GG-3011	GREASE GUN ADOPTER 19 NO. 3 WAY	44.00	Per Pc.
GS-GG-3012	GREASE GUN ADOPTER 19 NO. 4 WAY	44.00	Per Pc.
GS-GG-3013	GREASE GUN NIPPLE BED FORD P-TYPE	78.00	Doz
GS-GG-3014	GREASE GUN NIPPLE BED FORD R-TYPE	78.00	Doz
GS-GG-3015	GREASE GUN NOZZLE ROCKET TYPE	144.00	Doz
GS-GG-3016	GREASE GUN NOZZLE PUNCH TYPE	144.00	Doz
GS-GG-3017	GREASE GUN PVC 12" PIPE	55.00	Per Pc.
GS-GG-3018	GREASE GUN PVC 15" PIPE	70.00	Per Pc.
GS-GG-3019	GREASE GUN PVC 18" PIPE	78.00	Per Pc.
GS-GG-3020	GREASE GUN PVC 24" PIPE	92.00	Per Pc.
GS-GG-3021	GREASE GUN NIPPLE 6 MMSTREIGHT	300.00	Gross
GS-GG-3022	GREASE GUN NIPPLE 8 MM STREIGHT	400.00	Gross
GS-GG-3023	GREASE GUN NIPPLE 3/8 (10 MM) STREIGHT	420.00	Gross
GS-GG-3024	GREASE GUN NIPPLE 12X1.75 STREIGHT	9.00	Per Pc.
GS-GG-3025	GREASE GUN 16 MM (2416) STREIGHT	11.00	Per Pc.
GS-GG-3026	GREASE GUN NIPPLE 6X45 BEND	660.00	Gross
GS-GG-3027	GREASE GUN NIPPLE 8X45 BEND	660.00	Gross
GS-GG-3028	GREASE GUN NIPPLE 3/8X45 BEND	680.00	Gross
GS-GG-3029	GREASE GUN NIPPLE 3/8X90 BEND	680.00	Gross






PART NO.	DESCRIPTION	RATE	PER
FEED PUMP PARTS AND ACCESSORIES			
GS-FP-4001	FEED PUMP ASSEMBLY TATA ROLLER TYPE	950.00	Per Pc.
GS-FP-4002	FEED PUMP ASSEMBLY TATA PIN TYPE	950.00	Per Pc.
GS-FP-4003	FEED PUMP ASSEMBLY FORD ROLLER TYPE	950.00	Per Pc.
GS-FP-4004	FEED PUMP ASSEMBLY FORD PIN TYPE	950.00	Per Pc.
GS-FP-4005	FEED PUMP ASSEMBLY TC/MASSY ROLLER TYPE	900.00	Per Pc.
GS-FP-4006	FEED PUMP ASSEMBLY TC/MASSY PIN TYPE	900.00	Per Pc.
GS-FP-4007	FEED PUMP ASSEMBLY LAYLAND ROLLER TYPE	900.00	Per Pc.
GS-FP-4008	FEED PUMP ASSEMBLY LAYLAND PIN TYPE	900.00	Per Pc.
GS-FP-4009	HAND PRIMER (MICO TYPE)	110.00	Per Pc.
GS-FP-4010	HAND PRIMER PVC T.C.	110.00	Per Pc.
GS-FP-4011	HAND PRIMER ALLUMINIUM	118.00	Per Pc.
GS-FP-4012	HAND PRIMER SPRING TYPE	118.00	Per Pc.
GS-FP-4013	FEED PUMP ASSEMBLY INTER	96.00	Per Pc.
GS-FP-4014	FEED PUMP ASSEMBLY ZETOR	100.00	Per Pc.
GS-FP-4015	FEED PUMP KIT FULL	30.00	KIT
GS-FP-4016	FEED PUMP KIT HALF	10.00	KIT
GS-FP-4017	FEED PUMP VALVE PLAIN	157.00	Per Pkt.
GS-FP-4018	FEED PUMP VALVE GROVED TYPE	157.00	Per Pkt.
GS-FP-4019	FEED PUMP GLASS JALI	66.00	11 Pcs.
GS-FP-4020	FEED PUMP RING RUBBER (PACKING)	150.00	Per Pkt.
GS-FP-4021	FEED PUMP GLASSI NUT	170.00	Per Doz.
GS-FP-4022	FEED PUMP GLASSI CALMP	78.00	Per Doz.
GS-FP-4023	FEED PUMP GLASSI ALUMINIUM	132.00	Per Doz.
GS-FP-4024	FEED PUMP GLASSI SPIRNG	78.00	Per Pkt.
GS-FP-4025	FEED PUMP VALVE SPRING	33.00	Per Pkt.
GS-FP-4026	AIR BREATHER BIG (PUMP NUT)	224.00	Per Doz.
GS-FP-4027	AIR BREATHER SMALL (PUMP NUT)	200.00	Per Doz.
GS-FP-4028	DIESEL FILTER PLATE BIG TATA	330.00	Per Pc.
GS-FP-4029	DIESEL FILTER PLATE BIG LAYLAND	330.00	Per Pc.
GS-FP-4030	DIESEL FILTER PLATE BIG CLOSE (HINO)	330.00	Per Pc.
GS-FP-4031	DIESEL FILTER PLATE SMALL CLOSE	220.00	Per Pc.
GS-FP-4032	DIESEL FILTER PLATE SMALL LEFT	220.00	Per Pc.
GS-FP-4033	DIESEL FILTER PLATE SMALL RIGHT	220.00	Per Pc.
GS-FP-4034	DIESEL FILTER GLASS HALF LTR. SMALL	180.00	Per Pc.
GS-FP-4035	DIESEL FILTER GLASS ONE LTR. BIG	280.00	Per Pc.
GS-FP-4036	DIESEL FILTER ASSY. HALF LTR. SMALL	680.00	Per Pc.
GS-FP-4037	DIESEL FILTER ASSY. ONE LTR. BIG	950.00	Per Pc.
GS-FP-4038	OVER FLOW VALVE 17 NO. 2511	400.00	10 Pcs Box
GS-FP-4039	OVER FLOW VALVE 19 NO. S/M	400.00	10 Pcs Box
GS-FP-4040	OVER FLOW VALVE 19 NO. T.C.	400.00	10 Pcs Box
GS-FP-4041	OVER FLOW VALVE OLD MODEL TATA	400.00	10 Pcs Box
GS-FP-4042	WATER SEPRATOR	310.00	Per Pc.
GS-FP-4043	WATER SEPRATOR LAYLAND	320.00	Per Pc.
GS-FP-4044	RADIATOR CAP UNIVERSAL	220.00	10 Pcs Box
GS-FP-4045	RADIATOR CAP UNIVERSAL W/CHAIN	240.00	10 Pcs Box
GS-FP-4046	RADIATOR CAP SMALL MARUTI	190.00	10 Pcs Box
GS-FP-4047	TAPPET CAP TATA ACC (YELLOW)	120.00	Per Doz.
GS-FP-4048	TAPPET CAP TATA ACC (YELLOW) HEAVY	276.00	Per Doz.

PRAKSH AUTO INDUSTRIES

WASHER SPECILIST SINCE 1985



Part No.	Size in MM	Rate	Per 100 Pcs	Part No.	Size in MM	Rate	Per 100 Pcs
INTERNAL CIRCLIPS							
GS-CL-5001	8 MM	48.00	100Pcs	GS-CL-5043	70 MM	885.00	100Pcs
GS-CL-5002	9 MM	50.00	100Pcs	GS-CL-5044	72 MM	885.00	100Pcs
GS-CL-5003	10 MM	50.00	100Pcs	GS-CL-5045	75 MM	968.00	100Pcs
GS-CL-5004	11 MM	58.00	100Pcs	GS-CL-5046	78 MM	1060.00	100Pcs
GS-CL-5005	12 MM	62.00	100Pcs	GS-CL-5047	80 MM	1060.00	100Pcs
GS-CL-5006	13 MM	62.00	100Pcs	GS-CL-5048	82 MM	1100.00	100Pcs
GS-CL-5007	14 MM	65.00	100Pcs	GS-CL-5049	85 MM	1364.00	100Pcs
GS-CL-5008	15 MM	69.00	100Pcs	GS-CL-5050	90 MM	1452.00	100Pcs
GS-CL-5009	16 MM	69.00	100Pcs	GS-CL-5051	95 MM	1550.00	100Pcs
GS-CL-5010	17 MM	78.00	100Pcs	GS-CL-5052	100 MM	1595.00	100Pcs
GS-CL-5011	18 MM	78.00	100Pcs	GS-CL-5053	105 MM	2800.00	100Pcs
GS-CL-5012	19 MM	81.00	100Pcs	GS-CL-5054	110 MM	3000.00	100Pcs
GS-CL-5013	20 MM	81.00	100Pcs	GS-CL-5055	115 MM	3100.00	100Pcs
GS-CL-5014	21 MM	88.00	100Pcs	GS-CL-5056	120 MM	3200.00	100Pcs
GS-CL-5015	22 MM	88.00	100Pcs	GS-CL-5057	120 MM CUT	3200.00	100Pcs
GS-CL-5016	23 MM	110.00	100Pcs	GS-CL-5058	125 MM	3400.00	100Pcs
GS-CL-5017	24 MM	113.00	100Pcs	GS-CL-5059	130 MM	3600.00	100Pcs
GS-CL-5018	25 MM	113.00	100Pcs	GS-CL-5060	135 MM	3900.00	100Pcs
GS-CL-5019	26 MM	118.00	100Pcs	GS-CL-5061	140 MM	4200.00	100Pcs
GS-CL-5020	28 MM	118.00	100Pcs	GS-CL-5062	145 MM	4400.00	100Pcs
GS-CL-5021	30 MM	124.00	100Pcs	GS-CL-5063	150 MM	4700.00	100Pcs
GS-CL-5022	32 MM	135.00	100Pcs	GS-CL-5064	155 MM	5000.00	100Pcs
GS-CL-5023	33 MM	144.00	100Pcs	GS-CL-5065	160 MM	5400.00	100Pcs
GS-CL-5024	34 MM	165.00	100Pcs	GS-CL-5066	165 MM	5700.00	100Pcs
GS-CL-5025	35 MM	165.00	100Pcs	GS-CL-5067	170 MM	6100.00	100Pcs
GS-CL-5026	36 MM	190.00	100 Pcs	GS-CL-5068	175 MM	6500.00	100Pcs
GS-CL-5027	37 MM	190.00	100 Pcs	GS-CL-5069	180 MM	6800.00	100Pcs
GS-CL-5028	38 MM	190.00	100Pcs	GS-CL-5070	185 MM	7100.00	100Pcs
GS-CL-5029	40 MM	232.00	100Pcs	GS-CL-5071	190 MM	7400.00	100Pcs
GS-CL-5030	41 MM	248.00	100Pcs	GS-CL-5072	195 MM	7700.00	100Pcs
GS-CL-5031	42 MM	248.00	100Pcs	GS-CL-5073	200 MM	8000.00	100Pcs
GS-CL-5032	45 MM	288.00	100Pcs	GS-CL-5074	210 MM	16000.00	100Pcs
GS-CL-5033	47 MM	298.00	100Pcs	GS-CL-5075	220 MM	17000.00	100Pcs
GS-CL-5034	48 MM	340.00	100Pcs	GS-CL-5076	230 MM	19000.00	100Pcs
GS-CL-5035	50 MM	380.00	100Pcs	GS-CL-5077	240 MM	20000.00	100Pcs
GS-CL-5036	52 MM	390.00	100Pcs	GS-CL-5078	250 MM	2000.00	100Pcs
GS-CL-5037	55 MM	500.00	100Pcs	GS-CL-5079	260 MM	23000.00	100Pcs
GS-CL-5038	57 MM	527.00	100Pcs	GS-CL-5080	270 MM	25000.00	100Pcs
GS-CL-5039	60 MM	596.00	100Pcs	GS-CL-5081	280 MM	27000.00	100Pcs
GS-CL-5040	62 MM	596.00	100Pcs	GS-CL-5082	290 MM	28000.00	100Pcs
GS-CL-5041	65 MM	793.00	100Pcs	GS-CL-5083	300 MM	3000.00	100Pcs
GS-CL-5042	68 MM	853.00	100Pcs				

Part No.	Size in MM	Rate P/100 Pcs	Part No.	Size in MM	Rate P/100 Pcs			
			EXTERNAL CIRCLIPS					
GS-CL-5084	5 MM	49.00	GS-CL-5133	60 MM	710.00			
GS-CL-5084	5 MM	49.00	GS-CL-5134	62 MM	740.00			
GS-CL-5085	6 MM	49.00	GS-CL-5135	65 MM	990.00			
GS-CL-5086	7 MM	53.00	GS-CL-5136	68 MM	1030.00			
GS-CL-5087	8 MM	53.00	GS-CL-5137	70 MM	1100.00			
GS-CL-5088	9 MM H/D	66.00	GS-CL-5138	72 MM	1185.00			
GS-CL-5089	9 MM	55.00	GS-CL-5139	75 MM	1260.00			
GS-CL-5090	10 MM	61.00	GS-CL-5140	80 MM	1380.00			
GS-CL-5091	11 MM	64.00	GS-CL-5141	82 MM	1495.00			
GS-CL-5092	12 MM	64.00	GS-CL-5142	85 MM	1690.00			
GS-CL-5093	13 MM	66.00	GS-CL-5143	90 MM	1950.00			
GS-CL-5094	14 MM	70.00	GS-CL-5144	95 MM	2125.00			
GS-CL-5095	15 MM	76.00	GS-CL-5145	100 MM	2350.00			
GS-CL-5096	16 MM	79.00	GS-CL-5146	105 MM	3190.00			
GS-CL-5097	17 MM	79.00	GS-CL-5147	110 MM	3380.00			
GS-CL-5098	18 MM	96.00	GS-CL-5148	115 MM	3800.00			
GS-CL-5099	19 MM	96.00	GS-CL-5149	120 MM	4150.00			
GS-CL-5100	20 MM	107.00	GS-CL-5150	125 MM	4600.00			
GS-CL-5101	21 MM	113.00	GS-CL-5151	130 MM	5100.00			
GS-CL-5102	22 MM	116.00	 'E' TYPE CIRCLIPS 					
GS-CL-5103	24 MM	136.00						
GS-CL-5104	25 MM	136.00	GS-CL-5152	1.2 MM	15.00			
GS-CL-5105	26 MM X 2MM	255.00	GS-CL-5153	1.5 MM	15.00			
GS-CL-5106	26 MM	138.00	GS-CL-5154	1.9 MM	15.00			
GS-CL-5107	28 MM	175.00	GS-CL-5155	2.3 MM	17.00			
GS-CL-5108	29 MM X 2 MM	320.00	GS-CL-5156	2.5 MM	17.00			
GS-CL-5109	30 MM	188.00	GS-CL-5157	3.2 MM	17.00			
GS-CL-5110	32 MM	189.00	GS-CL-5158	4.0 MM	24.00			
GS-CL-5111	33 MM X 2.5MM	400.00	GS-CL-5159	5.0 MM	27.00			
GS-CL-5112	34 MM	200.00	GS-CL-5160	6.0 MM	30.00			
GS-CL-5113	35 MM	200.00	GS-CL-5161	7 MM	41.00			
GS-CL-5114	36 MM X 2.5MM	424.00	GS-CL-5162	8 MM	53.00			
GS-CL-5115	36 MM	278.00	GS-CL-5163	9 MM	58.00			
GS-CL-5116	38 MM	294.00	GS-CL-5164	10 MM	72.00			
GS-CL-5117	40 MM	314.00	GS-CL-5165	12 MM	84.00			
GS-CL-5118	41 MM X 2.5 MM	440.00	GS-CL-5166	15 MM	300.00			
GS-CL-5119	43 MM	358.00	GS-CL-5167	19 MM	400.00			
GS-CL-5120	43 MM X2.5MM	465.00	GS-CL-5168	24 MM	800.00			
GS-CL-5121	46 MM	365.00	SANP RINGS (NET RATES) 					
GS-CL-5122	46 MM X2.5MM	480.00						
GS-CL-5123	47 MM	440.00	GS-SR-5169	6206 / 6304	24			
GS-CL-5124	48 MM	440.00	GS-SR-5170	6207 / 6305	27			
GS-CL-5125	50 MM	516.00	GS-SR-5171	6208 / 6306	30			
GS-CL-5126	52 MM	570.00	GS-SR-5172	6209 / 6307	33			
GS-CL-5127	53 MM X2.5MM	725.00	GS-SR-5173	6210	36			
GS-CL-5128	54 MM	500.00	GS-SR-5174	6211 / 6308	42			
GS-CL-5129	55 MM	610.00	GS-SR-5175	6212 / 6309	45			
GS-CL-5130	56 MM H.D.	860.00	GS-SR-5176	6213 / 6310	60			
GS-CL-5131	56 MM	650.00						
GS-CL-5132	58 MM	710.00						

PART NO.	DESCRIPTION	RATE
HOSE PIPE CLAMP		
GS-HPC-5201	HOSE CLAMP 1/2"	
GS-HPC-5202	HOSE CLAMP 5/8"	
GS-HPC-5203	HOSE CLAMP 3/4"	
GS-HPC-5204	HOSE CLAMP 1"	
GS-HPC-5205	HOSE CLAMP 1.1/4"	
GS-HPC-5206	HOSE CLAMP 1.1/2"	
GS-HPC-5207	HOSE CLAMP 1.3/4"	
GS-HPC-5208	HOSE CLAMP 2"	
GS-HPC-5209	HOSE CLAMP 2.1/4"	
GS-HPC-5210	HOSE CLAMP 2.1/2"	
GS-HPC-5211	HOSE CLAMP 3"	
GS-HPC-5212	HOSE CLAMP 3.1/2"	
GS-HPC-5213	HOSE CLAMP 4"	
GS-HPC-5214	HOSE CLAMP 4.1/2"	
GS-HPC-5215		
GS-HPC-5216		
GS-HPC-5217		
GS-HPC-5218		
GS-HPC-5219		
GS-HPC-5220		
GS-HPC-5221		
GS-HPC-5222		
GS-HPC-5223		
GS-HPC-5224		
GS-HPC-5225		
GS-HPC-5226		
GS-HPC-5227		
GS-HPC-5228		
GS-HPC-5229		
GS-HPC-5230		
GS-HPC-5231		
GS-HPC-5232		
GS-HPC-5233		
GS-HPC-5234		
GS-HPC-5235		
GS-HPC-5236		
GS-HPC-5237		
GS-HPC-5238		
GS-HPC-5239		
GS-HPC-5240		
GS-HPC-5241		
GS-HPC-5242		
GS-HPC-5243		
GS-HPC-5244		
GS-HPC-5245		
GS-HPC-5246		
GS-HPC-5247		
GS-HPC-5248		
GS-HPC-5249		
GS-HPC-5250		



PRAKSH AUTO INDUSTRIES

WASHER SPECILIST SINCE 1985

PART NO.	SIZE	DESCRIPTION	RATE	PER
PVC CONNECTOR				
GS-CPVC-5251	M-4	STRAIGHT TYPE	11.00	Per Pcs
GS-CPVC-5252	M-6	STRAIGHT TYPE	11.00	Per Pcs
GS-CPVC-5253	M-8	STRAIGHT TYPE	13.50	Per Pcs
GS-CPVC-5254	M-9	STRAIGHT TYPE	22.00	Per Pcs
GS-CPVC-5255	M-10	STRAIGHT TYPE	15.50	Per Pcs
GS-CPVC-5256	M-11	STRAIGHT TYPE	24.50	Per Pcs
GS-CPVC-5257	M-12	STRAIGHT TYPE	18.00	Per Pcs
GS-CPVC-5258	M-14	STRAIGHT TYPE	45.00	Per Pcs
GS-CPVC-5259	M-15	STRAIGHT TYPE	45.00	Per Pcs
GS-CPVC-5260	M-16	STRAIGHT TYPE	45.00	Per Pcs
GS-CPVC-5261	M-6	L-TYPE	22.00	Per Pcs
GS-CPVC-5262	M-8	L-TYPE	25.00	Per Pcs
GS-CPVC-5263	M-10	L-TYPE	26.50	Per Pcs
GS-CPVC-5264	M-12	L-TYPE	29.00	Per Pcs
GS-CPVC-5265	M-14	L-TYPE	66.00	Per Pcs
GS-CPVC-5266	M-15	L-TYPE	71.00	Per Pcs
GS-CPVC-5267	M-16	L-TYPE	77.00	Per Pcs
GS-CPVC-5268	M-6	T-TYPE	29.00	Per Pcs
GS-CPVC-5269	M-8	T-TYPE	33.00	Per Pcs
GS-CPVC-5270	M-10	T-TYPE	37.50	Per Pcs
GS-CPVC-5271	M-12	T-TYPE	42.00	Per Pcs
GS-CPVC-5272	M-14	T-TYPE	66.00	Per Pcs
GS-CPVC-5273	M-15	T-TYPE	70.50	Per Pcs
GS-CPVC-5274	M-16	T-TYPE	77.00	Per Pcs
GS-CPVC-5275	16x1.5x4mm	AIR PIPE BRASS FITING {STRAIGHT-TYPE}	66.00	Per Pcs
GS-CPVC-5276	16x1.5x6mm	AIR PIPE BRASS FITING {STRAIGHT-TYPE}	66.00	Per Pcs
GS-CPVC-5277	16x1.5x8mm	AIR PIPE BRASS FITING {STRAIGHT-TYPE}	66.00	Per Pcs
GS-CPVC-5278	16x1.5x9mm	AIR PIPE BRASS FITING {STRAIGHT-TYPE}	66.00	Per Pcs
GS-CPVC-5279	16x1.5x10mm	AIR PIPE BRASS FITING {STRAIGHT-TYPE}	66.00	Per Pcs
GS-CPVC-5280	16x1.5x12mm	AIR PIPE BRASS FITING {STRAIGHT-TYPE}	66.00	Per Pcs
GS-CPVC-5281	16x1.5x15mm	AIR PIPE BRASS FITING {STRAIGHT-TYPE}	66.00	Per Pcs
GS-CPVC-5282	22x1.5x4mm	AIR PIPE BRASS FITING {STRAIGHT-TYPE}	88.00	Per Pcs
GS-CPVC-5283	22x1.5x6mm	AIR PIPE BRASS FITING {STRAIGHT-TYPE}	88.00	Per Pcs
GS-CPVC-5284	22x1.5x8mm	AIR PIPE BRASS FITING {STRAIGHT-TYPE}	88.00	Per Pcs
GS-CPVC-5285	22x1.5x9mm	AIR PIPE BRASS FITING {STRAIGHT-TYPE}	88.00	Per Pcs
GS-CPVC-5286	22x1.5x10mm	AIR PIPE BRASS FITING {STRAIGHT-TYPE}	88.00	Per Pcs
GS-CPVC-5287	22x1.5x15mm	AIR PIPE BRASS FITING {STRAIGHT-TYPE}	88.00	Per Pcs
GS-CPVC-5288	22x1.5x12mm	AIR PIPE BRASS FITING {STRAIGHT-TYPE}	88.00	Per Pcs
GS-CPVC-5289	16x1.5x4mm	AIR PIPE BRASS FITING {L-TYPE}	143.00	Per Pcs
GS-CPVC-5290	16x1.5x6mm	AIR PIPE BRASS FITING {L-TYPE}	143.00	Per Pcs
GS-CPVC-5291	16x1.5x8mm	AIR PIPE BRASS FITING {L-TYPE}	143.00	Per Pcs
GS-CPVC-5292	16x1.5x9mm	AIR PIPE BRASS FITING {L-TYPE}	143.00	Per Pcs
GS-CPVC-5293	16x1.5x10mm	AIR PIPE BRASS FITING {L-TYPE}	143.00	Per Pcs
GS-CPVC-5294	16x1.5x12mm	AIR PIPE BRASS FITING {L-TYPE}	143.00	Per Pcs
GS-CPVC-5295	16x1.5x15mm	AIR PIPE BRASS FITING {L-TYPE}	143.00	Per Pcs
GS-CPVC-5296	22x1.5x4mm	AIR PIPE BRASS FITING {L-TYPE}	165.00	Per Pcs
GS-CPVC-5297	22x1.5x6mm	AIR PIPE BRASS FITING {L-TYPE}	165.00	Per Pcs
GS-CPVC-5298	22x1.5x8mm	AIR PIPE BRASS FITING {L-TYPE}	165.00	Per Pcs
GS-CPVC-5299	22x1.5x9mm	AIR PIPE BRASS FITING {L-TYPE}	165.00	Per Pcs

PRAKSH AUTO INDUSTRIES

WASHER SPECILIST SINCE 1985



PART NO.	SIZE	DESCRIPTION	RATE	PER
GS-CPVC-5300	22x1.5x10mm	AIR PIPE BRASS FITING {L-TYPE}	165.00	Per Pcs
GS-CPVC-5301	22x1.5x12mm	AIR PIPE BRASS FITING {L-TYPE}	165.00	Per Pcs
GS-CPVC-5302	22x1.5x15mm	AIR PIPE BRASS FITING {L-TYPE}	165.00	Per Pcs
GS-CPVC-5303				
GS-CPVC-5304				
GS-CPVC-5305				
GS-CPVC-5306				
GS-CPVC-5307				
GS-CPVC-5308				
GS-CPVC-5309				
GS-CPVC-5310				
GS-CPVC-5311				
GS-CPVC-5312				
GS-CPVC-5313				
GS-CPVC-5314				
GS-CPVC-5315				
GS-CPVC-5316				
GS-CPVC-5317				
GS-CPVC-5318				
GS-CPVC-5319				
GS-CPVC-5320				
GS-CPVC-5321				
GS-CPVC-5322				
GS-CPVC-5323				
GS-CPVC-5324				
GS-CPVC-5325				
GS-CPVC-5326				
GS-CPVC-5327				
GS-CPVC-5328				
GS-CPVC-5329				
GS-CPVC-5330				
GS-CPVC-5331				
GS-CPVC-5332				
GS-CPVC-5333				
GS-CPVC-5334				
GS-CPVC-5335				
GS-CPVC-5336				
GS-CPVC-5337				
GS-CPVC-5338				
GS-CPVC-5339				
GS-CPVC-5340				
GS-CPVC-5341				
GS-CPVC-5342				
GS-CPVC-5343				
GS-CPVC-5344				
GS-CPVC-5345				
GS-CPVC-5346				
GS-CPVC-5347				
GS-CPVC-5348				
GS-CPVC-5349				
GS-CPVC-5350				



PRAKSH AUTO INDUSTRIES

WASHER SPECILIST SINCE 1985

PART NO.	DESCRIPTION	RATE	PER
GENERAL ITEM FOR TATA, JEEP & TRACTOR			
ACC-END			
GS-GI-5351	ACC- END HEX (GOLI)	182.00	Per Doz
GS-GI-5352	ACC- END 8 MM ACE	26.00	Per Pcs
GS-GI-5353	ACC- END 407 LEFT / RIGHT	264.00	Per Doz
STEPNEY WIRE			
GS-GI-5354	STEPNY WIRE	40.00	Per Pcs
GS-GI-5355	STEPNY WIRE HEAVY DUTY	62.00	Per Pcs
BRAKE TEE			
GS-GI-5356	BRAKE TEE 3WAY 1210	93.00	Per Pcs
GS-GI-5357	BRAKE TEE 3WAY JEEP	84.00	Per Pcs
BREAK SHOE SPRING			
GS-GI-5358	REAR BREAK SHO SPRING 1510	44.00	Per Pcs
GS-GI-5359	FRONT BREAK SHO SPRING 1510	220.00	Per Doz
CLUTCH SPRING			
GS-GI-5360	CLIUTCH SPRING 1612	185.00	Per Doz
GS-GI-5361	CLIUTCH SPRING TC	172.00	Per Doz
ACCLATOR SPRING			
GS-GI-5362	ACCELERATOR SPRING (LEYLAND , HINO , HYWA)	132.00	Per Doz
GS-GI-5363	BRAKE SHOE RACHET SPRING TC	264.00	Per Doz
GS-GI-5364	TIE ROD SPRING	60.00	Per Doz
GS-GI-5365	PUSH ROD SPRING	79.00	Per Doz
GS-GI-5366	FUEL PUMP SPRING	22.00	Per Pkt
GS-GI-5367	ROTTERY SPRING EX/TC	66.00	Per Doz
BRAKE SHOE PIN			
GS-GI-5368	BRAKE SHOE PIN 1516 THIN (32 MM)	66.00	
GS-GI-5369	BRAKE SHOE PIN 1516 THICK (32 MM)	66.00	
GS-GI-5370	BRAKE SHOE PIN 1510 / 1416 BIG (52 MM)	121.00	
GS-GI-5371	BRAKE SHOE PIN 1516 MEDIUM THICK (38 MM)	99.00	
GS-GI-5372	BRAKE SHOE PIN 1516 MEDIUM THICK (38 MM)	99.00	

PRAKSH AUTO INDUSTRIES

WASHER SPECILIST SINCE 1985



PART NO.	DESCRIPTION	RATE	PER
	GEAR LEVER KIT		
GS-GI-5373	GEAR LIVER KIT PVC 709	48.00	Per Kit
GS-GI-5374	GEAR LIVER KIT PVC 1109	48.00	Per Kit
GS-GI-5375	GEAR LIVER KIT MS 709	53.00	Per Kit
GS-GI-5376	GEAR LIVER KIT MS 1109	53.00	Per Kit
GS-GI-5377	GEAR LIVER KIT 2516 HYWA	84.00	Per Kit
GS-GI-5378	GEAR LIVER KIT 3118 HYWA	84.00	Per Kit
	FOUNDATION WASHER		
GS-GI-5379	FOUNDATION WASHER 19NO. 7MM	440.00	Per Goz
GS-GI-5380	FOUNDATION WASHER 19NO. 6MM	374.00	Per Goz
GS-GI-5381	FOUNDATION WASHER 19NO. 5MM	352.00	Per Goz
GS-GI-5382	FOUNDATION WASHER 22NO. 6MM	484.00	Per Goz
GS-GI-5383	FOUNDATION WASHER 22NO. 7MM	550.00	Per Goz
	KIN PIN KIT		
GS-GI-5384	KIN PIN KIT 407	132.00	Per Kit
GS-GI-5385	KIN PIN KIT 709	128.00	Per Kit
GS-GI-5386	KIN PIN KIT 1109	128.00	Per Kit
GS-GI-5387	KIN PIN KIT 1312	119.00	Per Kit
GS-GI-5388	KIN PIN KIT 1210	110.00	Per Kit
GS-GI-5389	KIN PIN KIT 608	101.00	Per Kit
GS-GI-5390	KIN PIN KIT 909		
	WHEEL CLYINDER		
GS-GI-5391	WHEEL CLYINDER NIPPLE SMALL	59.00	Per Doz
GS-GI-5392	WHEEL CLYINDER NIPPLE MEDEIUM	66.00	Per Doz
GS-GI-5393	WHEEL CLYINDER NIPPLE BIG	79.00	Per Doz
	GEAR BOX KIT		
GS-GI-5394	GEAR BOX KIT gb-60	66.00	Per Kit
GS-GI-5395	GEAR BOX KIT gb-50	55.00	Per Kit
GS-GI-5396	GEAR BOX KITLEYLAND AF	88.00	Per Kit
GS-GI-5397	GEAR BOX KITFORD	88.00	Per Kit
GS-GI-5398	GEAR BOX KIT MASSEY (H)	88.00	Per Kit
GS-GI-5399	GEAR BOX KIT MASSEY (F)	108.00	Per Kit

PART NO.	DESCRIPTION	RATE	PER
ALTERNATOR ADJUSTING BOLTS			
GS-GI-5400	ALTERNATOR ADJUSTING BOLT 407/1516 10MM HOLE	121.00	Per Pcs
GS-GI-5401	ALTERNATOR ADJUSTING BOLT 407/1516 12MM HOLE	121.00	Per Pcs
GS-GI-5402	ALTERNATOR ADJUSTING BOLT 2416 10MM BIG	121.00	Per Pcs
GS-GI-5403	POWER STEERING ADJ, BOLT 407/1516 10MM HOLE	121.00	Per Pcs
GS-GI-5404	POWER STEERING ADJ, BOLT 407/1516 12MM HOLE	121.00	Per Pcs
GS-GI-5405	ALTERNATOR ADJUSTING BOLT 709 BEND	112.00	Per Pcs
CHECK NUTLOCK & MAKHI WASHER			
GS-GI-5405	CHECKNUT LOCK WASHER 85-M	198.00	Per Doz
GS-GI-5406	CHECKNUT LOCK WASHER 1312	145.00	Per Doz
GS-GI-5407	CHECKNUT LOCK WASHER 407	145.00	Per Doz
GS-GI-5408	CHECKNUT LOCK WASHER 608	198.00	Per Doz
GS-GI-5409	CHECKNUT LOCK WASHER 1516	145.00	Per Doz
GS-GI-5410	CHECKNUT LOCK WASHER 4X4		Per Doz
GS-GI-5411	CHECKNUT LOCK BOLT TC	158.00	Per Doz
GS-GI-5412	REAR AXLE MAKHI WASHER 85 MODEL	145.00	Per Doz
GS-GI-5413	REAR AXLE MAKHI WASHER 1312	198.00	Per Doz
GS-GI-5414	REAR MAKHI WASHER 407	145.00	Per Doz
GS-GI-5415	REAR MAKHI WASHER 608	158.00	Per Doz
GS-GI-5416	REAR MAKHI WASHER 1510 / 2416	198.00	Per Doz
GS-GI-5417	REAR MAKHI WASHER T.C	484.00	Per Doz
HUB BOLT WASHER			
GS-GI-5421	HUB BOLT WASHER 6/8 TAPPER TYPE	506.00	4-Doz{1BOX}
GS-GI-5422	HUB BOLT WASHER 7/8 TAPPER TYPE	528.00	4-Doz{1BOX}
GS-GI-5423	HUB BOLT WASHER 6/8 CUT (EXTRA THICK)	396.00	4-Doz{1BOX}
GS-GI-5424	HUB BOLT WASHER 7/8 CUT (EXTRA THICK)	418.00	4-Doz{1BOX}
GS-GI-5425	UB BOLT WASHER 407 CUT TYPE		
GS-GI-5426	HUB BOLT WASHER 407 PLAIN	770.00	GOZ
KIN PIN TIKKI			
GS-GI-5429	KIN PIN TIKKI 1312 W/GREASE NIPPLE	77.00	Per Pcs
GS-GI-5430	KIN PIN TIKKI W/O RING 407	185.00	Per Doz
GS-GI-5431	KIN PIN TIKKI W/O RING 709 (35 MM)	211.00	Per Doz
GS-GI-5432	KIN PIN TIKKI 1109 (40 MM)	55.00	Per Pcs
FILTER CLOSSING PLUG			
GS-GI-5433	FILTER CLOSING PLUG 12MM	106.00	Per Doz
GS-GI-5434	FILTER CLOSING PLUG 14MM	119.00	Per Doz
GS-GI-5435	FILTER CLOSING PLUG 16MM	132.00	Per Doz
GS-GI-5436	FILTER CLOSING PLUG 18MM	242.00	Per Doz
GS-GI-5437	FILTER CLOSING PLUG 22MM	242.00	Per Doz

PRAKSH AUTO INDUSTRIES

WASHER SPECILIST SINCE 1985



PART NO.	DESCRIPTION	RATE	PER
CLUTCH CYLINDER YOKE & KUNDIES			
GS-GI-5438	CLUTCH CYLINDER ROD W/YOKE 15116		
GS-GI-5439	CLUTCH CYLINDER ROD W/YOKE 2515 EX		
GS-GI-5440	CLUTCH CYLINDER KUNDI 2213 TC BIG		
GS-GI-5441	CLUTCH CYLINDER KUNDI TC MEDIUM		
GS-GI-5442	CLUTCH CYLINDER KUNDI TC SMALL		
GS-GI-5443	CLUTCH CYLINDER KUNDI TC ADJUSTABLE		
GS-GI-5444	CLUTCH CYLINDER ROD SORAL		
CLUTCH KUNDIES			
GS-GI-5445	CLUTCH KUNDIES YOKE TYPE 1312	187.00	Per Pcs
GS-GI-5448	CLUTCH KUNDIES YOKE TYPE 85-M	198.00	Per Pcs
GS-GI-5449	CLUTCH KUNDIES 407 END TYPE COMPLETE	66.00	Per Pcs
GS-GI-5450	CLUTCH KUNDIES 608 END TYPE	70.00	Per Pcs
GS-GI-5451	CLUTCH KUNDIES 712 / 407 TURBO END TYPE	66.00	Per Pcs
GS-GI-5452	CLUTCH KUNDIES 709 END TYPE	77.00	Per Pcs
GS-GI-5453	CLUTCH KUNDIES 1109 END TYPE	77.00	Per Pcs
GS-GI-5454	CLUTCH KUNDIES 709 / 1109 TURBO END TYPE	77.00	Per Pcs
GS-GI-5455	CLUTCH KUNDIES 407 YOKE	59.00	Per Pcs
CLUTCH YOKE PIN			
GS-GI-5456	CLUTCH YOKE PIN 1510 / 1612 <12X30>	99.00	Per Doz
GS-GI-5457	CLUTCH YOKE PIN 1510 / 1612 <12X38>	106.00	Per Doz
CLUTCH PATTI & CONE			
GS-GI-5458	CLUTCH PATTI CONE 1312	48.00	Per Pcs
GS-GI-5459	CLUTCH PATTI CONE 407	44.00	Per Pcs
GS-GI-5460	CLUTCH PATTI CONE T.C	48.00	Per Pcs
SLACK ADJUSTING KITS			
GS-GI-5462	SLACK ADJUSTING KIT 1516 / 2416	62.00	Per Pcs
GS-GI-5463	SLACK ADJUSTING KIT 1516 N/M <MAKHI TYPE>	66.00	Per Pcs
GS-GI-5464	SLACK ADJUSTING KIT E/X 2515 HALDEX	66.00	Per Pcs
GS-GI-5465	SLACK ADJUSTING KIT 4018/2416 MODIFIED	66.00	Per Pcs
GS-GI-5466	SLACK ADJUSTING KIT 1613 TURBO	66.00	Per Pcs
GS-GI-5467	SLACK ADJUSTING KIT 709	62.00	Per Pcs

PART NO.	DESCRIPTION	RATE	PER
	SERVO ELBOW & SERVO TEES (FORGING)		
GS-GI-5471	SERVO ELBOW 16X16 1516 / 1612	73.00	Per Pcs
GS-GI-5472	SERVO ELBOW 16X18 1510 / 1612	73.00	Per Pcs
GS-GI-5473	SERVO ELBOW 18X18 1516 / 1612	73.00	Per Pcs
GS-GI-5474	SERVO ELBOW 16X22 1516 / 1612	104.00	Per Pcs
GS-GI-5475	SERVO ELBOW 18X22 1510 / 1612	104.00	Per Pcs
GS-GI-5476	SERVO ELBOW 22X22 1516 / 1612	104.00	Per Pcs
GS-GI-5477	SERVO ELBOW 22X26 EX(AIR COMPERSOR)	110.00	Per Pcs
GS-GI-5478	SERVO ELBOW 26X26 1516/1612	125.00	Per Pcs
GS-GI-5479	SERVO TEE 12X12X12 1510	51.00	Per Pcs
GS-GI-5480	SERVO TEE 16X16X16 1516 / 1612	73.00	Per Pcs
GS-GI-5481	SERVO TEE 18X18X18 1516/1612	75.00	Per Pcs
GS-GI-5482	SERVO TEE 18X18X22 1516/1612	99.00	Per Pcs
GS-GI-5483	SERVO TEE 22X22X18 1516/1612	99.00	Per Pcs
GS-GI-5484	SERVO TEE 22X22X22 1516/1612	99.00	Per Pcs
GS-GI-5485	SERVO TEE 26X26X26	121.00	Per Pcs
	SERVO UNION & COOLING PLATE UNION		
GS-GI-5486	SERVO UNION 22X22 SMALL SE	26.00	Per Pcs
GS-GI-5487	SERVO UNION 22X22 S/GROOVE SMALL 515		Per Pcs
GS-GI-5488	SERVO UNION 22X22 LONG SE	88.00	Per Pcs
GS-GI-5489	SERVO UNION 22X26 SE	44.00	Per Pcs
GS-GI-5490	SERVO UNION 22X26 LONG 1515	88.00	Per Pcs
GS-GI-5491	SERVO UNION 26X26 SE	44.00	Per Pcs
	NUTS (NE-8)		
GS-GI-5494	MAIN SHAFT NUT (COOLER TYPE) 1210	62.00	Per Pcs
GS-GI-5495	MAIN SHAFT NUT GB-40	66.00	Per Pcs
GS-GI-5496	MAIN SHAFT NUT 407	48.00	Per Pcs
GS-GI-5497	MAIN SHAFT NUT T.C 2515 SE GB-50	70.00	Per Pcs
GS-GI-5498	MAIN SHAFT NUT GB-75	121.00	Per Pcs
GS-GI-5499	THROUGH SHAFT NUT 2515 EX		Per Pcs
GS-GI-5500	CENTRE JOINT NUT 2518 COOLER TYPE	77.00	Per Pcs
GS-GI-5501	MAIN SHAFT NUT SPICER 1612	77.00	Per Pcs
GS-GI-5502	PINION NUT 1210	71.00	Per Pcs
GS-GI-5503	PINION NUT 608	110.00	Per Pcs
GS-GI-5504	PINION NUT T.C 2515 EX (M.S.NUT GB-60)		Per Pcs
GS-GI-5505	PINION NUT HYWA		Per Pcs
GS-GI-5506	SPINDLE NUT 1210/1312	71.00	Per Pcs
GS-GI-5507	SPINDLE NUT 407	110.00	Per Pcs

PRAKSH AUTO INDUSTRIES

WASHER SPECILIST SINCE 1985



PART NO.	DESCRIPTION	RATE	PER
	SHIM FOR TATA		
GS-SH-6000	KIN PIN SHIM THIN 1210	25.00	Per Doz
GS-SH-6001	KIN PIN SHIM THIN 1312	30.00	Per Doz
GS-SH-6002	KIN PIN SHIM THIN 2416 (ACE)	15.00	Per Doz
GS-SH-6003	KIN PIN SHIM THIN 407	15.00	Per Doz
GS-SH-6004	KIN PIN SHIM THIN 608	17.00	Per Doz
GS-SH-6005	KIN PIN SHIM THIN 1109	20.00	Per Doz
GS-SH-6006	KIN PIN SHIM THICK 1210	45.00	Per Doz
GS-SH-6007	KIN PIN SHIM THICK 1312	55.00	Per Doz
GS-SH-6008	KIN PIN SHIM THICK 2416 (ACE)	25.00	Per Doz
GS-SH-6009	KIN PIN SHIM THICK 407	30.00	Per Doz
GS-SH-6010	KIN PIN SHIM THICK 608	32.00	Per Doz
GS-SH-6011	KIN PIN SHIM THICK 1109	40.00	Per Doz
GS-SH-6012	COUNTER SHIM THIN 1210	24.00	Per Doz
GS-SH-6013	COUNTER SHIM THIN 1312	25.00	Per Doz
GS-SH-6014	COUNTER SHIM THIN 2416	32.00	Per Doz
GS-SH-6015	COUNTER SHIM THIN 2515 EX	35.00	Per Doz
GS-SH-6016	COUNTER SHIM THIN 407	24.00	Per Doz
GS-SH-6017	COUNTER SHIM THICK 1210	45.00	Per Doz
GS-SH-6018	COUNTER SHIM THICK 1312	50.00	Per Doz
GS-SH-6019	COUNTER SHIM THICK 2416	63.00	Per Doz
GS-SH-6020	COUNTER SHIM THICK 2515 EX	70.00	Per Doz
GS-SH-6021	COUNTER SHIM THICK 407	45.00	Per Doz
GS-SH-6022	MAIN SHAFT SHIM THIN 1210	24.00	Per Doz
GS-SH-6023	MAIN SHAFT SHIM THIN 1312	25.00	Per Doz
GS-SH-6024	MAIN SHAFT SHIM THIN 2416	30.00	Per Doz
GS-SH-6025	MAIN SHAFT SHIM THIN 2515 EX	32.00	Per Doz
GS-SH-6026	MAIN SHAFT SHIM THIN 407	25.00	Per Doz
GS-SH-6027	MAIN SHAFT SHIM THICK 1210	45.00	Per Doz
GS-SH-6028	MAIN SHAFT SHIM THICK 1312	50.00	Per Doz
GS-SH-6029	MAIN SHAFT SHIM THICK 2416	55.00	Per Doz
GS-SH-6030	MAIN SHAFT SHIM THICK 2515 EX	62.00	Per Doz
GS-SH-6031	MAIN SHAFT SHIM THICK 407	50.00	Per Doz
GS-SH-6032	WATER PUMP SHIM THIN 1210	30.00	Per Doz
GS-SH-6033	WATER PUMP SHIM THIN 1312	40.00	Per Doz
GS-SH-6034	WATER PUMP SHIM THICK 1210	55.00	Per Doz
GS-SH-6035	WATER PUMP SHIM THICK 1312	75.00	Per Doz
GS-SH-6036	REAR SLEEVE SHIM THIN 85	25.00	Per Doz
GS-SH-6037	REAR SLEEVE SHIM THIN 1312	25.00	Per Doz
GS-SH-6038	REAR SLEEVE SHIM THIN 2416	30.00	Per Doz
GS-SH-6039	REAR SLEEVE SHIM THIN 2515 EX	35.00	Per Doz
GS-SH-6040	REAR SLEEVE SHIM THIN 407	24.00	Per Doz
GS-SH-6041	REAR SLEEVE SHIM THIN 608	24.00	Per Doz
GS-SH-6042	REAR SLEEVE SHIM THIN 1109 (ACE)	15.00	Per Doz
GS-SH-6043	REAR SLEEVE SHIM THICK 85	45.00	Per Doz
GS-SH-6044	REAR SLEEVE SHIM THICK 1312	50.00	Per Doz
GS-SH-6045	REAR SLEEVE SHIM THICK 2416	55.00	Per Doz
GS-SH-6046	REAR SLEEVE SHIM THICK 2515 EX	69.00	Per Doz



PRAKSH AUTO INDUSTRIES

WASHER SPECILIST SINCE 1985

PART NO.	DESCRIPTION	RATE	PER
GS-SH-6047	REAR SLEEVE SHIM THICK 407	45.00	Per Doz
GS-SH-6048	REAR SLEEVE SHIM THICK 608	45.00	Per Doz
GS-SH-6049	REAR SLEEVE SHIM THICK 1109 (ACE)	25.00	Per Doz
GS-SH-6050	HUB SHIM THIN 1210	45.00	Per Doz
GS-SH-6051	HUB SHIM THIN 1312	40.00	Per Doz
GS-SH-6052	HUB SHIM THIN 2416 (18 NO.)	48.00	Per Doz
GS-SH-6053	HUB SHIM THIN 2515 EX (580 X 72)	45.00	Per Doz
GS-SH-6054	HUB SHIM THIN 1109 (683 X 72)	40.00	Per Doz
GS-SH-6055	HUB SHIM THICK 1210	85.00	Per Doz
GS-SH-6056	HUB SHIM THICK 1312	80.00	Per Doz
GS-SH-6057	HUB SHIM THICK 2416 (18 NO.)	92.00	Per Doz
GS-SH-6058	HUB SHIM THICK 2515 EX (580 X 72)	85.00	Per Doz
GS-SH-6059	HUB SHIM THICK 1109 (683 X 72)	80.00	Per Doz
GS-SH-6060	PINION SHIM THIN 1210	48.00	Per Doz
GS-SH-6061	PINION SHIM THIN 1312	48.00	Per Doz
GS-SH-6062	PINION SHIM THIN 2416 (HYWA)	220.00	Per Doz
GS-SH-6063	PINION SHIM THIN 2515 EX (3516)	220.00	Per Doz
GS-SH-6064	PINION SHIM THIN 407	35.00	Per Doz
GS-SH-6065	PINION SHIM THIN 608	40.00	Per Doz
GS-SH-6066	PINION SHIM THICK 1210	92.00	Per Doz
GS-SH-6067	PINION SHIM THICK 1312	92.00	Per Doz
GS-SH-6068	PINION SHIM THICK 2416 (HYWA)	435.00	Per Doz
GS-SH-6069	PINION SHIM THICK 2515 EX (3516)	435.00	Per Doz
GS-SH-6070	PINION SHIM THICK 407	70.00	Per Doz
GS-SH-6071	PINION SHIM THICK 608	75.00	Per Doz
GS-SH-6072	KAMANI SHIM THICK REAR / FRONT 407	30.00	Per Doz
GS-SH-6073	KAMANI SHIM THICK REAR / FRONT 1312	48.00	Per Doz
GS-SH-6074	KAMANI SHIM THICK REAR / FRONT 608	32.00	Per Doz
GS-SH-6075	KAMANI SHIM EXTRA THICK REAR / FRONT 407	50.00	Per Doz
GS-SH-6076	KAMANI SHIM EXTRA THICK REAR / FRONT 1312	78.00	Per Doz
GS-SH-6077	KAMANI SHIM EXTRA THICK REAR / FRONT 608	50.00	Per Doz
GS-SH-6078	HEAD WASHER SET 85	48.00	Per Doz
GS-SH-6079	BRAKE CAM SHIM THIN 2416 (REAR 1510)	18.00	Per Doz
GS-SH-6080	BRAKE CAM SHIM THIN 2416 (FRONT 1510)	18.00	Per Doz
GS-SH-6081	BRAKE CAM SHIM THICK 2416 (REAR 1510)	33.00	Per Doz
GS-SH-6082	BRAKE CAM SHIM THICK 2416 (FRONT 1510)	33.00	Per Doz
GS-SH-6083	CROSS GOLI SHIM THIN 1210	10.00	Per Doz
GS-SH-6084	CROSS GOLI SHIM THIN 1312	15.00	Per Doz
GS-SH-6085	CROSS GOLI SHIM THIN 2416 (4018)	15.00	Per Doz
GS-SH-6086	CROSS GOLI SHIM THIN 2515 EX	15.00	Per Doz
GS-SH-6087	CROSS GOLI SHIM THIN 407	10.00	Per Doz
GS-SH-6088	CROSS GOLI SHIM THICK 1210	20.00	Per Doz
GS-SH-6089	CROSS GOLI SHIM THICK 1312	25.00	Per Doz
GS-SH-6090	CROSS GOLI SHIM THICK 2416 (4018)	25.00	Per Doz
GS-SH-6091	CROSS GOLI SHIM THICK 2515 EX	25.00	Per Doz
GS-SH-6092	CROSS GOLI SHIM THICK 407	20.00	Per Doz
GS-SH-6093	CROSS WASHER 1210	69.00	Per Doz
GS-SH-6094	CROSS WASHER 1312	85.00	Per Doz

PRAKSH AUTO INDUSTRIES

WASHER SPECILIST SINCE 1985



PART NO.	DESCRIPTION	RATE	PER
	SHIMS FOR LEYLAND		
GS-SH-7000	KING PIN SHIM L / L EURO IV 5911 THIN	55.00	Per Doz
GS-SH-7001	KING PIN SHIM L / L EURO IV 5911 THICK	110.00	Per Doz
GS-SH-7002	KING PIN SHIM L / L EURO -III THIN	48.00	Per Doz
GS-SH-7003	KING PIN SHIM L / L EURO -III THICK	92.00	Per Doz
GS-SH-7004	KING PIN SHIM L / L EURO 2 ROUND THIN	38.00	Per Doz
GS-SH-7005	KING PIN SHIM L / L EURO 2 ROUND THICK	75.00	Per Doz
GS-SH-7006	KING PIN SHIM 370 THIN	38.00	Per Doz
GS-SH-7007	KING PIN SHIM 370 THICK	75.00	Per Doz
GS-SH-7008	KING PIN SHIM 680 THIN	50.00	Per Doz
GS-SH-7009	KING PIN SHIM 680 THICK	100.00	Per Doz
GS-SH-7010	REAR HUB SHIM 370 THIN	26.00	Per Doz
GS-SH-7011	REAR HUB SHIM 370 THICK	50.00	Per Doz
GS-SH-7012	REAR HUB SHIM MK-II TUSKER THIN	40.00	Per Doz
GS-SH-7013	REAR HUB SHIM MK-II TUSKER THICK	80.00	Per Doz
GS-SH-7014	STEERING SHIM 370 ROUND THIN	18.00	Per Doz
GS-SH-7015	STEERING SHIM 370 ROUND THICK	32.00	Per Doz
GS-SH-7016	STEERING SHIM V-KING THIN	50.00	Per Doz
GS-SH-7017	STEERING SHIM V-KING THICK	100.00	Per Doz
GS-SH-7018	STEERING SHIM TURUS-680 THIN	76.00	Per Doz
GS-SH-7019	STEERING SHIM TURUS-680 THICK	152.00	Per Doz
GS-SH-7020	FRONT HUB SHIM 370 THIN	18.00	Per Doz
GS-SH-7021	FRONT HUB SHIM 370 THICK	22.00	Per Doz
GS-SH-7022	FRONT HUB SHIM MK II TUSKER THIN	24.00	Per Doz
GS-SH-7023	FRONT HUB SHIM MK II TUSKER THICK	44.00	Per Doz
GS-SH-7024	KAMANI SHIM THICK	48.00	Per Doz
GS-SH-7025	BRAKE CAM SHIM REAR / FRONT THIN	30.00	Per Doz
GS-SH-7026	BRAKE CAM SHIM REAR / FRONT THICK	30.00	Per Doz
GS-SH-7027	PINION SHIM 370 THIN	58.00	Per Doz
GS-SH-7028	PINION SHIM 370 THICK	200.00	Per Doz
GS-SH-7029	PINION SHIM SUPER COMMET / CHEETAH THIN	146.00	Per Doz
GS-SH-7030	PINION SHIM SUPER COMMET / CHEETAH THICK	290.00	Per Doz
GS-SH-7031	PINION SHIM 3516 DANA SPICER THIN	218.00	Per Doz
GS-SH-7032	PINION SHIM 3516 DANA SPICER THICK	434.00	Per Doz
GS-SH-7033	PINION SHIM HINO DOUBLE DIFF. THIN	218.00	Per Doz
GS-SH-7034	PINION SHIM HINO DOUBLE DIFF. THICK	434.00	Per Doz
GS-SH-7035	PINION SHIM 2416 THIN	218.00	Per Doz
GS-SH-7036	PINION SHIM 2416 THICK	434.00	Per Doz
GS-SH-7037	PINION HINO THIN	218.00	Per Doz
GS-SH-7038	PINION HINO THICK	434.00	Per Doz
GS-SH-7039	ENGINE CAM SHIM 370 THIN	50.00	Per Doz



PRAKSH AUTO INDUSTRIES

WASHER SPECILIST SINCE 1985

PART NO.	DESCRIPTION	RATE	PER
GS-SH-7040	FLY WHEEL SHIM 13" THIN	272.00	Per Doz
GS-SH-7041	FLY WHEEL SHIM 13" THICK	542.00	Per Doz
GS-SH-7042	FLY WHEEL SHIM 14" THIN	330.00	Per Doz
GS-SH-7043	FLY WHEEL SHIM 14" THICK	650.00	Per Doz
GS-SH-7044	FLY WHEEL SHIM 15" THIN	362.00	Per Doz
GS-SH-7045	FLY WHEEL SHIM 15" THICK	722.00	Per Doz
GS-SH-7046	FLY WHEEL SHIM 16" THIN	452.00	Per Doz
GS-SH-7047	FLY WHEEL SHIM 16" THICK	900.00	Per Doz
GS-SH-7048	CENTRE BREAKING SHIM THIN	182.00	Per Doz
GS-SH-7049	CENTRE BREAKING SHIM THICK	362.00	Per Doz
GS-SH-7050	BELL CRANK SHIM THICK	68.00	Per Doz
GS-SH-7051	CROSS GOLI SHIM L / L 370 THIN	10.00	Per Doz
GS-SH-7052	CROSS GOLI SHIM L / L 370 THICK	20.00	Per Doz
GS-SH-7053	CROSS GOLI SHIM L / L TUSKER THIN	10.00	Per Doz
GS-SH-7054	CROSS GOLI SHIM L / L TUSKER THICK	20.00	Per Doz
GS-SH-7055	CROSS GOLI SHIM L / L 3516 THIN	14.00	Per Doz
GS-SH-7056	CROSS GOLI SHIM L / L 3516 THICK	28.00	Per Doz
GS-SH-7057	CROSS GOLI SHIM L / L HINO 3416 THIN	14.00	Per Doz
GS-SH-7058	CROSS GOLI SHIM L / L HINO 3416 THICK	28.00	Per Doz
GS-SH-7059	CROSS GOLI SHIM L / L TAURUS THIN	14.00	Per Doz
GS-SH-7060	CROSS GOLI SHIM L / L TAURUS THICK	28.00	Per Doz
GS-SH-7061			Per Doz
GS-SH-7062			Per Doz
GS-SH-7063			Per Doz
GS-SH-7064			Per Doz
GS-SH-7065			Per Doz
GS-SH-7066			Per Doz
GS-SH-7067			Per Doz
GS-SH-7068			Per Doz
GS-SH-7069			Per Doz
GS-SH-7070			Per Doz
GS-SH-7071			Per Doz
GS-SH-7072			Per Doz
GS-SH-7073			Per Doz
GS-SH-7074			Per Doz
GS-SH-7075			Per Doz
GS-SH-7076			Per Doz
GS-SH-7077			Per Doz
GS-SH-7078			Per Doz
GS-SH-7079			Per Doz
GS-SH-7080			Per Doz

PRAKSH AUTO INDUSTRIES

WASHER SPECILIST SINCE 1985



PART NO.	DESCRIPTION	RATE	PER
SHIM FOR APE COPPER			
GS-SH-7100	SHIM FOR APE 0.5	20.00	Per Pc.
GS-SH-7101	SHIM FOR APE 0.6	21.00	Per Pc.
GS-SH-7102	SHIM FOR APE 0.7	22.00	Per Pc.
GS-SH-7103	SHIM FOR APE 0.8	24.00	Per Pc.
GS-SH-7104	SHIM FOR APE 0.9	26.00	Per Pc.
GS-SH-7105			
GS-SH-7106			
GS-SH-7107			
GS-SH-7108			
GS-SH-7109			
GS-SH-7110			
SHIM FOR BAJAJ COPPER			
GS-SH-7111	SHIM FOR BAJAJ 0.5	21.00	Per Pc.
GS-SH-7112	SHIM FOR BAJAJ 0.6	22.00	Per Pc.
GS-SH-7113	SHIM FOR BAJAJ 0.7	23.00	Per Pc.
GS-SH-7114	SHIM FOR BAJAJ 0.8	25.00	Per Pc.
GS-SH-7115	SHIM FOR BAJAJ 0.9	27.50	Per Pc.
GS-SH-7116			
GS-SH-7117			
GS-SH-7118			
GS-SH-7119			
GS-SH-7120			
SHIM FOR LIMANDI			
GS-SH-7121	SHIM FOR LIMANDI 0.5	23.00	Per Pc.
GS-SH-7122	SHIM FOR LIMANDI 0.6	24.00	Per Pc.
GS-SH-7123	SHIM FOR LIMANDI 0.7	25.00	Per Pc.
GS-SH-7124	SHIM FOR LIMANDI 0.8	27.50	Per Pc.
GS-SH-7125	SHIM FOR LIMANDI 0.9	30.00	Per Pc.
GS-SH-7126			
GS-SH-7127			
GS-SH-7128			
GS-SH-7129			
GS-SH-7130			
CLUTCH SHIM BRASS APE			
GS-CSHB-7131	CLUTCH SHIM BRASS APE	320.00	100 Pcs.
CLUTCH SHIM BRASS BAJAJ			
GS-CSHB-7132	CLUTCH SHIM BRASS BAJAJ	275.00	100 Pcs.